Product brochure



Eaton 5PX G2 UPS 1–3 kVA

Secure, connected power protection with extended runtime designed for distributed IT

Made for distributed IT

- Ideal for servers, switches, storage and other distributed IT loads that keep your business running
- Flexible UPS can be rackmounted in a traditional 2-post or 4-post rack or used in a tower form
- Quieter operation than legacy models with less fans required in each UPS

Deployments simplified

- Mass UPS firmware upgrades without dropping the load
- Easy startup configuration wizard
- DHCP enabled by default for network-bundle models

Stay connected, securely

- Reduce risk of intrusion with the Gigabit Network Card (NETWORK-M2), which is the first UPS connectivity device to meet both UL and IEC cybersecurity standards
- Remote monitoring and management of your deployment is made easy with Eaton VPM or IPM software, which includes graceful shutdown of servers and virtualized environments during extended power outages

Resolve issues quickly

- Troubleshoot UPS status and alarms remotely when used with the Gigabit Network Card
- LED status bar provides quick and clear visual diagnostics in all environments
- Higher contrast interface for easier visibility, plus detailed alarms and notifications to help diagnose the issue the first time
- 24/7 technical support available, along with a standard three-year warranty on the UPS and batteries

EATON
Powering Business Worldwide

ENERGY STAR

Brightlayer Data Centers suite

A portfolio of software applications designed to aggregate data, monitor infrastructure, drive operational performance, predict maintenance and maintain safety and security.

Applications within the suite that pair well with the 5PX G2 UPS include:

IPM – Intelligent Power Manager

IPM is an easy-to-use disaster avoidance platform with sophisticated capabilities that include triggering alerts and automating resolutions to keep applications running. IPM enables you to:

- Leverage Eaton's integrations with industry leaders to keep critical applications running and automate resolutions for your entire network risking potential downtime.
- Migrate workloads to increase system uptime and minimize generator load by suspending non-critical virtual machines.
- Power cap servers to keep critical loads running longer by limiting server power consumption.

Learn more at Eaton.com/IPM

VPM – Visual Power Manager

With Visual Power Manager (VPM), you can remotely monitor the power of hundreds of PDU and UPS devices through a user-friendly, visual interface that simplifies data for quick action. VPM enables you to:

- Gain vendor agnostic insight. Monitor a mixed environment through VPM's unique protocol-based data collection.
- Know what's coming. Analyze power devices visually and get notified ahead of replacement through custom reports.
- Get real-time, rack-level statistics. Quickly remediate through up-to-the-minute analytics, notifications and alarms for events exceeding what any branch can support.

Learn more at Eaton.com/VPM

PredictPulse™ Insight

PredictPulse Insight is the industry's first cloud-based 24x7 remote monitoring and predictive analytics subscription service to forecast data center power component failure and proactively replace components before failure. PredictPulse enables you to:

- **Save time.** Focus on other critical IT tasks while this predictive analytics service and Eaton's remote monitoring team oversees power remotely.
- **Save money.** Eliminate surprise maintenance expenses — this subscription-based service includes parts, labor, on-going preventive maintenance and expedited repairs.
- **Reduce risk.** Utilize Eaton's propriety algorithms, based on data from thousands of installed devices to predict UPS component failure and proactively replace parts before issues arise.

Learn more at Eaton.com/PredictPulse

Light up the room.

Blue light: All good, normal operation

Blinking blue light: Your attention is needed

Red light: A critical issue needs your immediate attention and action

LED status bar allows for quick and easy status updates at-a-glance

A model to fit your needs.

- **Support more equipment,** provides the maximum power (watts) possible at each power rating, otherwise known as unity power factor
- **Reduced depth to conserve space,** the 2 to 3 kVA short-depth models allow for high density wallmount rack options
- **UPS ship-in-rack option** for integration into packaged deployments simplifying set up and getting you online quicker (available with the 4-post rail kit)
- **Increased standard runtime** by at least 25% on 1.5 and 2 kVA models compared to the legacy 5PX UPS
- **Enhanced surge protection** to keep your equipment safe in your branch offices and IT closets
- **Reduced number of fans** and the capability to completely turn off fans when the unit is fully charged to reduce noise pollution and promote energy efficiency

5PX G2 4-post mounting kits are rated (ISTA 3E) to support the weight of a UPS/EBM when mounted in a rack and being transported

5PX G2 UPS mounted vertically in the MiniRaQ by Eaton, perfect for confined places

Rear panel overview

Model 5PX1500RTG2



1. NETWORK-M2 card (optional)
2. RS-232 serial communication port (cable included)
3. USB port (cable included)
4. Remote power off (RPO) and remote on/off (ROO) port
5. Output relay port
6. External battery module (EBM) detection port
7. EBM connector
8. (4) 5-15R managed outlets (primary group)
9. (2) 5-15R managed outlets (load segment group 1)
10. (2) 5-15R managed outlets (load segment group 2)
11. 10-foot line cord with 5-15P
12. Ground bounding screw

Rear panel overview

Model 5PX3000RTG2

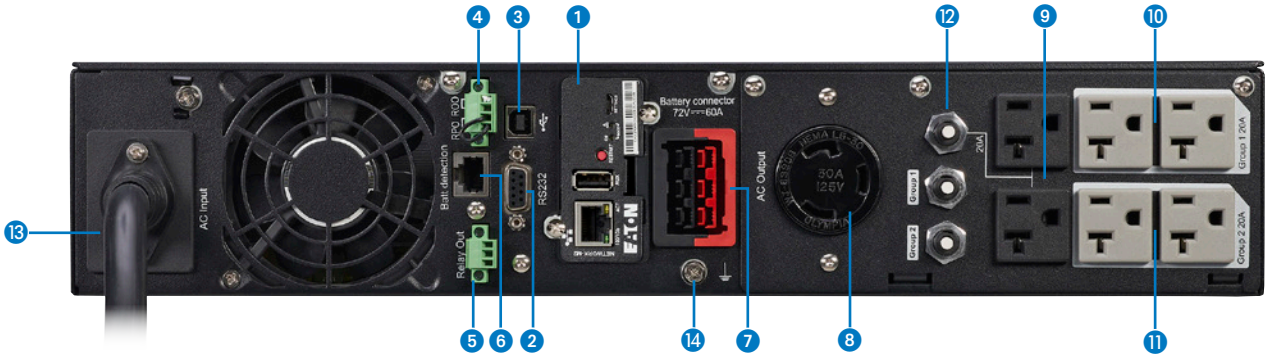

1. NETWORK-M2 card (optional)
2. RS-232 serial communication port (cable included)
3. USB port (cable included)
4. Remote power off (RPO) and remote on/off (ROO) port
5. Output relay port
6. External battery module (EBM) detection port
7. EBM connector
8. (1) L5-30R managed outlet (primary group)
9. (2) 5-20R managed outlets (primary group)
10. (2) 5-20R managed outlets (load segment group 1)
11. (2) 5-20R managed outlets (load segment group 2)
12. Outlet group circuit breaker protection
13. 10-foot line cord with L5-30P
14. Ground bounding screw

5PX G2 MODEL SELECTION GUIDE

The 5PX G2 comes as a stand-alone UPS or as part of a network bundle for easy configuration and deployment. For complete specifications, including interactive battery runtime graphs, visit **Eaton.com/5PXG2**.

Catalog number	Rating (VA/watts)	Input connection	Output receptacles	Dimensions (H x W x D), in	Net weight, lb	Internal runtime (min) Full / half load	Plus 1 EBM Full/ half load
120V, 50/60Hz rack/tower models							
5PX1000RTG2	1000/1000	5-15P, 10 ft.	(8) 5-15R	3.4 (2U) x 17.2 x 17.6	44.5	6/17	35/82
5PX1500RTG2	1440/1440	5-15P, 10 ft.	(8) 5-15R	3.4 (2U) x 17.2 x 17.6	50.7	5/15	26/60
5PX2000RTG2	1950/1950	5-20P, 10 ft.	(1) L5-20R, (6) 5-20R	3.4 (2U) x 17.4 x 23.7	65.3	4/12	27/62
5PX3000RTG2	3000/3000	L5-30P, 10 ft.	(1) L5-30R, (6) 5-20R	3.4 (2U) x 17.4 x 23.7	74.5	3/9	17/41
120V, 50/60Hz rack/tower network card bundles with NETWORK-M2							
5PX1000RTNG2	1000/1000	5-15P, 10 ft.	(8) 5-15R	3.4 (2U) x 17.2 x 17.6	44.5	6/17	35/82
5PX1500RTNG2	1440/1440	5-15P, 10 ft.	(8) 5-15R	3.4 (2U) x 17.2 x 17.6	50.7	5/15	26/60
5PX2000RTNG2	1950/1950	5-20P, 10 ft.	(1) L5-20R, (6) 5-20R	3.4 (2U) x 17.2 x 23.7	65.3	4/12	27/62
5PX2000RT3UNG2	1950/1950	5-20P, 10 ft.	(1) L5-20R, (6) 5-20R	5.1 (3U) x 17.2 x 19.0	64.2	4/12	27/62
5PX3000RTNG2	3000/3000	L5-30P, 10 ft.	(1) L5-30R, (6) 5-20R	3.4 (2U) x 17.2 x 23.7	74.5	3/9	17/41
5PX3000RT3UNG2	3000/3000	L5-30P, 10 ft.	(1) L5-30R, (6) 5-20R	5.1 (3U) x 17.2 x 19.0	72.8	3/9	17/41

Catalog number	Rating (VA/watts)	Input connection	Output receptacles	Dimensions (H x W x D), in	Net weight, lb	Internal runtime (min) Full / half load	Plus 1 EBM Full/ half load
Global UPS, 208/230V, 50/60Hz rack/tower models							
5PX1500HRTG2	1500/1500	C14	(8) C13	3.4 (2U) x 17.2 x 17.6	49.4	5/14	25/57
5PX2200HRTG2	2200/2200	L6-20P, 6 ft., (Detachable)	(2) C19, (8) C13	3.4 (2U) x 17.2 x 23.7	62.2	3.5/10	23/54
5PX3000HRTG2	3000/3000	L6-20P, 6 ft., (Detachable)	(2) C19, (8) C13	3.4 (2U) x 17.2 x 23.7	69.9	3/9	17/41
Global UPS, 208/230V, 50/60Hz rack/tower network card bundles with NETWORK-M2							
5PX3000HRTNG2	3000/3000	L6-20P, 6 ft., (Detachable)	(2) C19, (8) C13	3.4 (2U) x 17.2 x 23.7	69.9	3/9	17/41

Catalog number	Description	DC voltage	Dimensions (H x W x D), in	Net weight, lb
5PX G2 extended battery module options				
5PXEBM48RTG2	Extended battery module for 5PX1000RTG2, 5PX1000RTNG2, 5PX1500RTG2, 5PX1500RTNG2, 5PX1500HRTG2	48V	3.4 (2U) x 17.2 x 17.6	61.3
5PXEBM72RTG2	Extended battery module for 5PX2000RTG2, 5PX2000RTNG2, 5PX2200HRTG2, 5PX3000RTG2, 5PX3000RTNG2, 5PX3000HRTG2, 5PX3000HRTNG2	72V	3.4 (2U) x 17.2 x 23.7	89.1
5PXEBM72RT3UAG2	Extended battery module for 5PX2000RT3UNG2, 5PX3000RT3UNG2	72V	5.1 (3U) x 17.2 x 19.0	87.5

Catalog number	Description	Input connection	Output connection	Dimensions (H x W x D), in
5PX G2 power distribution (PDU) and maintenance bypass (MBP) options				
EHBPL1500R-PDU1U	1.5 kVA HotSwap MBP	5-15P	(6) 5-15R	2.1 x 17.3 x 3.8
EHBPL2000R-PDU1U	2 kVA HotSwap MBP	5-20P	(6) 5-20R	2.1 x 17.3 x 3.8
EHBPL3000R-PDU1U	3 kVA HotSwap MBP	L5-30P	(5) 5-20R, (1) L5-30R	2.1 x 17.3 x 3.8
ePBZ90	Basic 3 kVA, 120V, 0U rackmount PDU	L5-30P	(24) 5-20R	40 (0U) x 1.9 x 2.1
ePBZ71	Basic 2 kVA, 120V, 0U rackmount PDU	5-20P, L5-20P	(30) 5-20R	72 (0U) x 1.5 x 1.5
ePBZ78	Basic 3 kVA, 120V, 0U rackmount PDU	L5-30P	(20) 5-20R	1.7 (1U) x 17 x 5.1

Additional options

Catalog number	Description
103007018-5591	Two-post rack mounting rail kit (supports 2U models only)
RK4PRS	Ship-in-rack 4-post rail kit (required to ship 5PX G2 while mounted in a rack on a shock pallet)
NETWORK-M2	Gigabit Network Card
INDGW-M2	Industrial Gateway Card (Modbus + Relays + Network Management)
RELAY-MS	Relay / Serial Interface Card
EMPDT1H1C2	Environmental Monitoring Probe (EMP) Gen 2 for use with NETWORK-M2 or INDGW-M2
EBMCBL48RT	5PX G2 2M EBM extension cable for 48V EBMs (use with 1–1.5 kVA models)
EBMCBL72	5PX G2 2M EBM extension cable for 72V EBMs (use with 2–3 kVA models)

What's in the box

- Tower pedestal feet
- Four-post rail kit
- Quick start guide
- Safety guide
- USB cable
- RS-232 cable
- (2) IEC C13 to IEC C14 jumper cables (208V/230V "H" models)

To interact with the Eaton 5PX G2 UPS, please visit: **Eaton.com/5PXG2**

Eaton, is a registered trademark.

All other trademarks are property of their respective owners.

Follow us on social media to get the latest product and support information.

Powering Business Worldwide

Eaton
1000 Eaton Boulevard
Cleveland, OH 44122
United States
Eaton.com

© 2022 Eaton
All Rights Reserved
Printed in USA
BR153153EN / GG
May 2022